




# Online Proctoring Application

UX & UI | Noorul Ameen | Nov 2019



## LOGIN

Username

Date Of Birth

Login



## Instruction to be followed

**150 minutes**

Minutes to take the test

**4 section**

Total sections to attend

**120 questions**

Total question to attend

### Rules to be followed

1. You can pause at any time of the exam.
2. You can take exams 3 times.
3. The progress bar on top will show the progress of the exam.
4. You can skip the question to come back any time between the test
5. You can answer the questions and review it later and submit
6. Once it's submit you can't change the answer again.

[Start the Demo](#)

2/5 sections

Excel

30 All question

03 Not Answered

18 Answered

05 Marked for Review

04 Answered &amp; Marked

1 2 3 4

5 6 7 8

9 10 11 12

13 14 15 16

17 18 19 20

21 22 23 24

25 26 27 28

29 30

24. A function on the other hand contains “functionality” in that there are parts of the “function” that are programmed into it. For example, let's take the average function. Say we want to take the average of cells B1 to B5. Then add the values to get a number and find the mean value of it. Also as we have to find the market share of each of the section b... e projection of the business

10 marks

This section will let us to choose which of the exam section we need to tackle according to our knowledge.

Next

3 Retries Left



Submit



2/5 sections

Excel

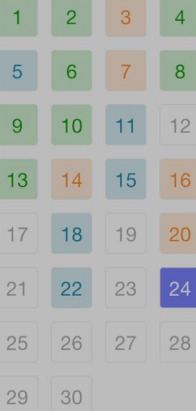
30 All question

03 Not Answered

18 Answered

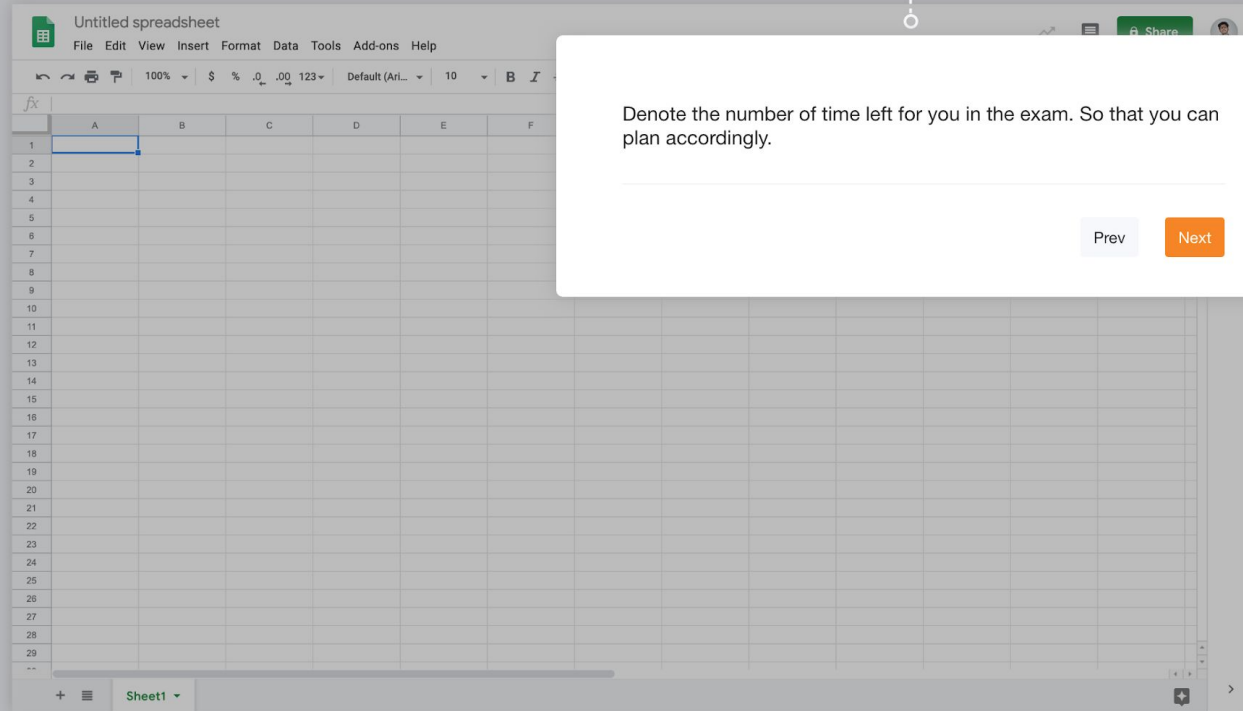
05 Marked for Review

04 Answered &amp; Marked



24. A function on the other hand contains “functionality” in that there are parts of the “function” that are programmed into it. For example, let's take the average function. Say we want to take the average of cells B1 to B5. Then add the values to get a number and find the mean value of it. Also add a new entry to the B10 and make it as the primary key for all the reference. You have to find the market share of each of the section bu creating a pie chart with all these details and we should be able to predict the value projection of the business

10 marks



3 Retries Left



Submit



2/5 sections

Excel

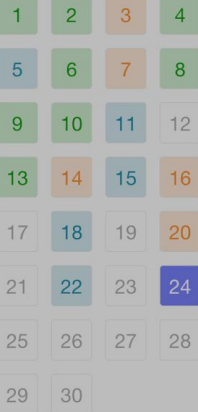
30 All question

03 Not Answered

18 Answered

05 Marked for Review

04 Answered &amp; Marked



24. A function on the other hand contains “functionality” in that there are parts of the “function” that are programmed into it. For example, let's take the average function. Say we want to take the average of cells B1 to B5. Then add the values to get a number and find the mean value of it. Also add a new entry to the B10 and make it as the primary key for all the reference. You have to find the market share of each of the section bu creating a pie chart with all these details and we should be able to predict the value projection of the business

10 marks

Untitled spreadsheet

File Edit View Insert Format Data Tools Add-ons Help

100% \$ % .00 123 Default (Ar...) 10 B I A

fx

1 2 3 4 5 6 7 8 9 10 11 12 13 14 15 16 17 18 19 20 21 22 23 24 25 26 27 28 29

A B C D E F G H I J K L M

Main action of the exams are placed here. It consist to two actions

Submit - To permanently submit the answer

Review - To save the question so that you can review it later

Prev Next

3 Retries Left



Submit



2/5 sections

Excel

30 All question

03 Not Answered

18 Answered

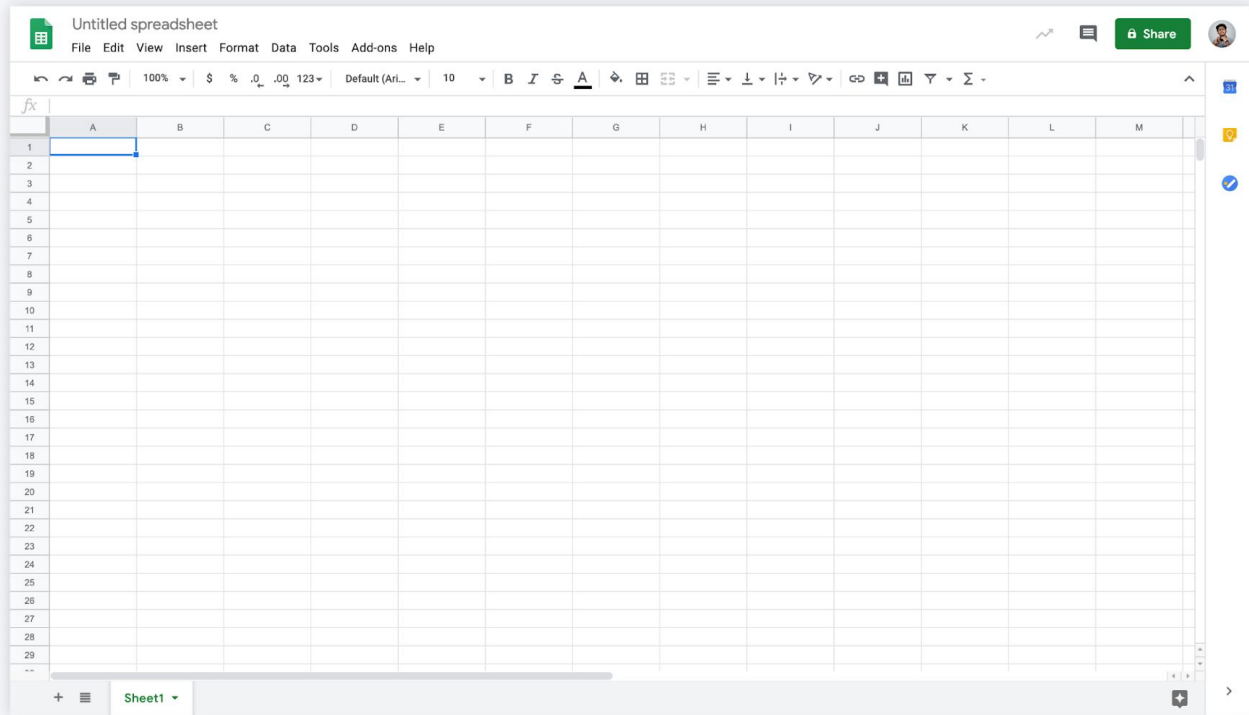
05 Marked for Review

04 Answered &amp; Marked



24. A function on the other hand contains “functionality” in that there are parts of the “function” that are programmed into it. For example, let's take the average function. Say we want to take the average of cells B1 to B5. Then add the values to get a number and find the mean value of it. Also add a new entry to the B10 and make it as the primary key for all the reference. You have to find the market share of each of the section bu creating a pie chart with all these details and we should be able to predict the value projection of the business

10 marks



3 Retries Left



Submit



2/5 sections

Excel

30 All question

03 Not Answered

18 Answered

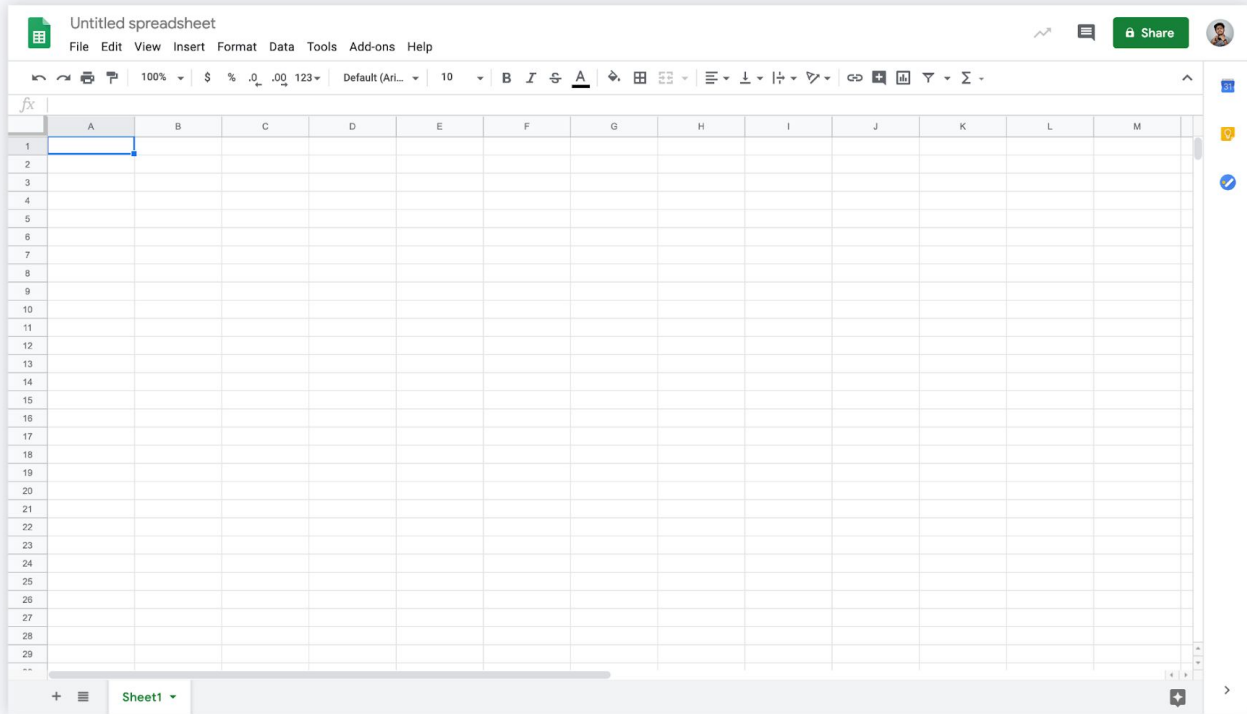
05 Marked for Review

04 Answered &amp; Marked



24. A function on the other hand contains “functionality” in that there are parts of the “function” that are programmed into it. For example, let's take the average function. Say we want to take the average of cells B1 to B5. Then add the values to get a number and find the mean value of it. Also add a new entry to the B10 and make it as the primary key for all the reference. You have to find the market share of each of the section bu creating a pie chart with all these details and we should be able to predict the value projection of the business

10 marks



2 Retries Left



Submit





2/5 sections

Excel

30 All question

03 Not Answered

18 Answered

05 Marked for Review

04 Answered &amp; Marked

1	2	3	4
5	6	7	8
9	10	11	12
13	14	15	16
17	18	19	20
21	22	23	24
25	26	27	28
29	30		

24. A function on the other hand contains “functionality” in that there are parts of the “function” that are programmed into it. For example, let's take the average function. Say we want to take the average of cells B1 to B5. Then add the values to get a number and find the mean value of it. Also add a new entry to the B10 and make it as the primary key for all the reference. You have to find the market share of each of the section bu creating a pie chart with all these details and we should be able to predict the value projection of the business

10 marks

Untitled spreadsheet

File Edit View Insert Form

fx

100% 100%

Wrong attempt

2

attempts remaining

You have made a wrong move or used one of the restricted way of answering. Please try again.

Get back

3 Retries Left



Submit



2/5 sections

Excel

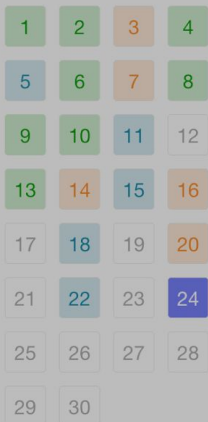
30 All question

03 Not Answered

18 Answered

05 Marked for Review

04 Answered &amp; Marked



24. A function on the other hand contains “functionality” in that there are parts of the “function” that are programmed into it. For example, let's take the average function. Say we want to take the average of cells B1 to B5. Then add the values to get a number and find the average of it. Also add a comment to the B10 and make it as the unique value for all the references. You have to find the market share of the business

10 marks

## Instruction to be followed

**150 minutes**

Minutes to take the test

**4 section**

Total sections to attend

**120 questions**

Total question to attend

## Rules to be followed

1. You can pause at any time of the exam.
2. You can take exams 3 times.
3. The progress bar on top will show the progress of the exam.
4. You can skip the question to come back any time between the test
5. You can answer the questions and review it later and submit
6. Once it's submit you can't change the answer again.

Cancel

3 Retries Left



Submit



2/5 sections

Excel


All question

Not Answered

Answered

Marked for Review

Answered &amp; Marked



24. A function on the other hand contains “functionality” in that there are parts of the “function” that are programmed into it. For example, let's take the average function. Say we want to take the average of cells B1 to B5. Then add the values to get a number and find the market share of the business

10 marks

## Summary

Not all question are answered



Microsoft Office

All question  
Not Answered  
Answered  
Marked for Review  
Answered & Marked



Microsoft Word

All question  
Not Answered  
Answered  
Marked for Review  
Answered & Marked



Microsoft Excel

All question  
Not Answered  
Answered  
Marked for Review  
Answered & Marked



Microsoft Powerpoint

All question  
Not Answered  
Answered  
Marked for Review  
Answered & Marked

Get back

3 Retries Left



Submit



2/5 sections

Excel

30 All question

03 Not Answered

18 Answered

05 Marked for Review

04 Answered &amp; Marked

1 2 3 4

5 6 7 8

9 10 11 12

13 14 15 16

17 18 19 20

21 22 23 24

25 26 27 28

29 30

24. A function on the other hand contains “functionality” in that there are parts of the “function” that are programmed into it. For example, let's take the average function. Say we want to take the average of cells B1 to B5. Then add the values to get a number and find the mean value of it. Also add a new entry to the B10 and make it as the primary key for all the reference. You have to find the market share of each of the section bu creating a pie chart with all these details and we should be able to predict the value projection of the business

10 marks

Untitled spreadsheet

File Edit View Insert Format Data Tools Add-ons Help

100% \$ % .0\_ .00 123 Default (Arl... 10 B I S A

fx

End Test

You have chosen to “End Test” . Please click “Yes” to end the exam or “No” to resume the exam.

Yes No

Sheet1

3 Retries Left



Submit



2/5 sections

Excel

Office

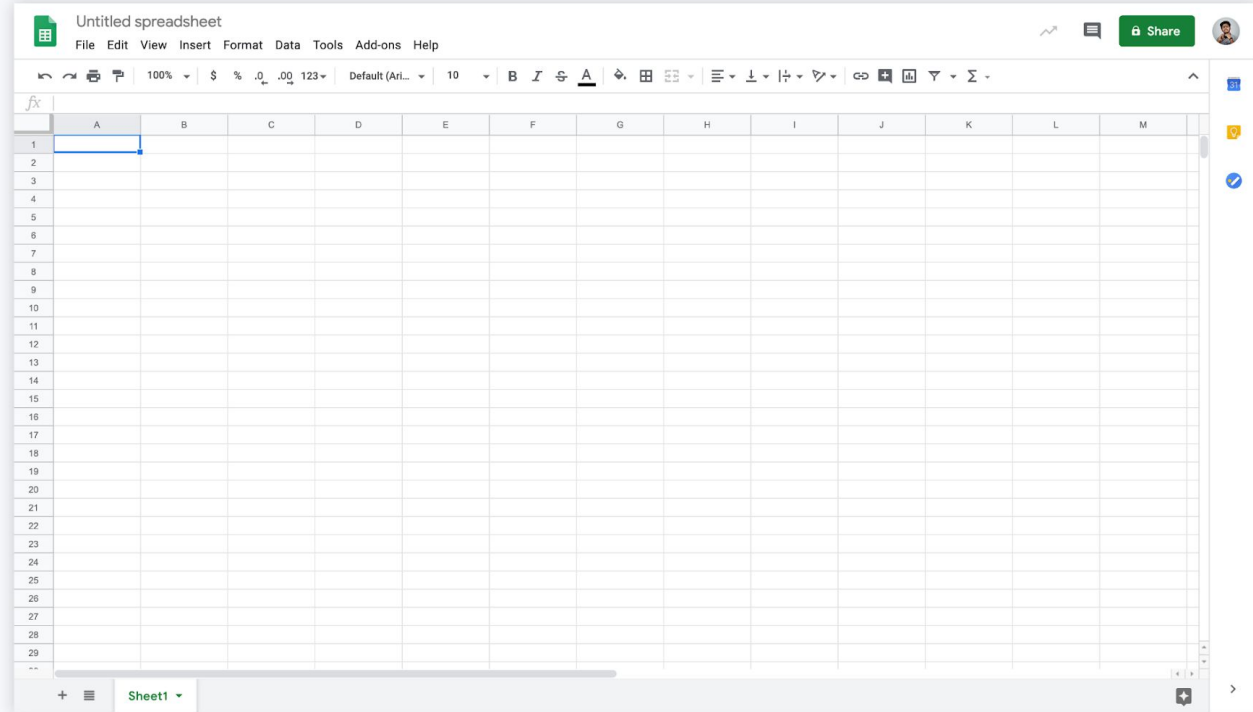
Word

Powerpoint



24. A function on the other hand contains “functionality” in that there are parts of the “function” that are programmed into it. For example, let's take the average function. Say we want to take the average of cells B1 to B5. Then add the values to get a number and find the mean value of it. Also add a new entry to the B10 and make it as the primary key for all the reference. You have to find the market share of each of the section bu creating a pie chart with all these details and we should be able to predict the value projection of the business

10 marks

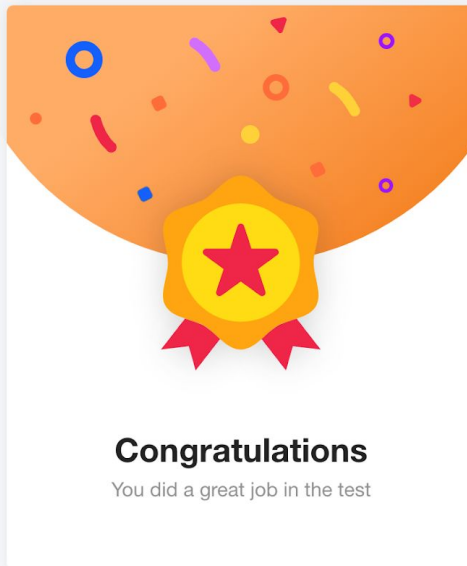


3 Retries Left



Submit









Taking the test (22)

Finished the test (0)



**Ken Peredia**  
GHT21UI90

Question Paper:	Question Set:
Downloaded	Part B
Exam Status:	Connectivity:
On going	Good




**Nathan Ake**  
GHT21UI90

Extend Time


Force Quit

Question Paper:	Question Set:
Downloaded	Part B
Exam Status:	Connectivity:
On going	Bad




**Chris Evans**  
GHT21UI90

Question Paper:	Question Set:
Downloaded	Part B
Exam Status:	Connectivity:
On going	Good




**Amelia Earhart**  
GHT21UI90

Question Paper:	Question Set:
Downloaded	Part B
Exam Status:	Connectivity:
On going	Bad




**Ruth Evans**  
GHT21UI90

Question Paper:	Question Set:
Downloaded	Part B
Exam Status:	Connectivity:
On going	Bad




**Jennifer Cavin**  
GHT21UI90

Question Paper:	Question Set:
Downloaded	Part B
Exam Status:	Connectivity:
On going	Good




**Camiia Becks**  
GHT21UI90

Question Paper:	Question Set:
Downloaded	Part B
Exam Status:	Connectivity:
On going	Good




**Irania West**  
GHT21UI90

Question Paper:	Question Set:
Downloaded	Part B
Exam Status:	Connectivity:
On going	Bad



**Shaun Ullo**  
GHT21UI90

Question Paper:	Question Set:
Downloaded	Part B
Exam Status:	Connectivity:
On going	Good




**Jarvis Kopp**  
GHT21UI90

Question Paper:	Question Set:
Downloaded	Part B
Exam Status:	Connectivity:
On going	Good

Taking the test


Finished the test



**Ken Peredia**  
GHT21UI90

Question Paper: Downloaded  
Exam Status: On going

Question Set: Part B  
Connectivity: Good



**Nathan Ake**  
GHT21UI90

Question Paper: Downloaded  
Exam Status: On going

Question Set: Part B  
Connectivity: Bad


## Time Extension

Name: **John Doe**  
Reg. No.: **ABC765UIQ**

Reason for Extension

Extension Limit


☐ 10 min ☐ 20 min ☐ 30 min



**Earhart**  
GHT21UI90

Question Paper: Downloaded  
Exam Status: On going


Question Set: Part B  
Connectivity: Bad



**Ruth Evans**  
GHT21UI90

Question Paper: Downloaded  
Exam Status: On going


Question Set: Part B  
Connectivity: Bad



**Jennifer Cavin**  
GHT21UI90

Question Paper: Downloaded  
Exam Status: On going

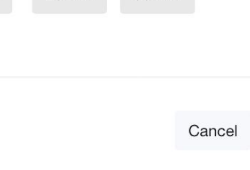
Question Set: Part B  
Connectivity: Good



**Camiia Becks**  
GHT21UI90

Question Paper: Downloaded  
Exam Status: On going


Question Set: Part B  
Connectivity: Good



**Uilo**  
GHT21UI90

Question Paper: Downloaded  
Exam Status: On going

Question Set: Part B  
Connectivity: Bad



**Jarvis Kopp**  
GHT21UI90

Question Paper: Downloaded  
Exam Status: On going

Question Set: Part B  
Connectivity: Good





### Question Paper Details

Description (In Hindi)

English

Type

Type of Exam

Sections

MS Powerpoint

MS Office ✕

Description (In Hindi)

Hindi

Customer

Your Customers

Difficulty Level

Easy

Medium

Hard

Submit

### Question Paper Details

Description (In Hindi)

English

Description (In Hindi)

Hindi

Tag

MS Powerpoint

MS Office



Difficulty Level

Easy

Medium

Hard

Positive Marks

0

Negative Marks

0

Max Valid Attempts

0

Save



## Microsoft questions &gt; Question No 24

Question

Map the answer

## Layers

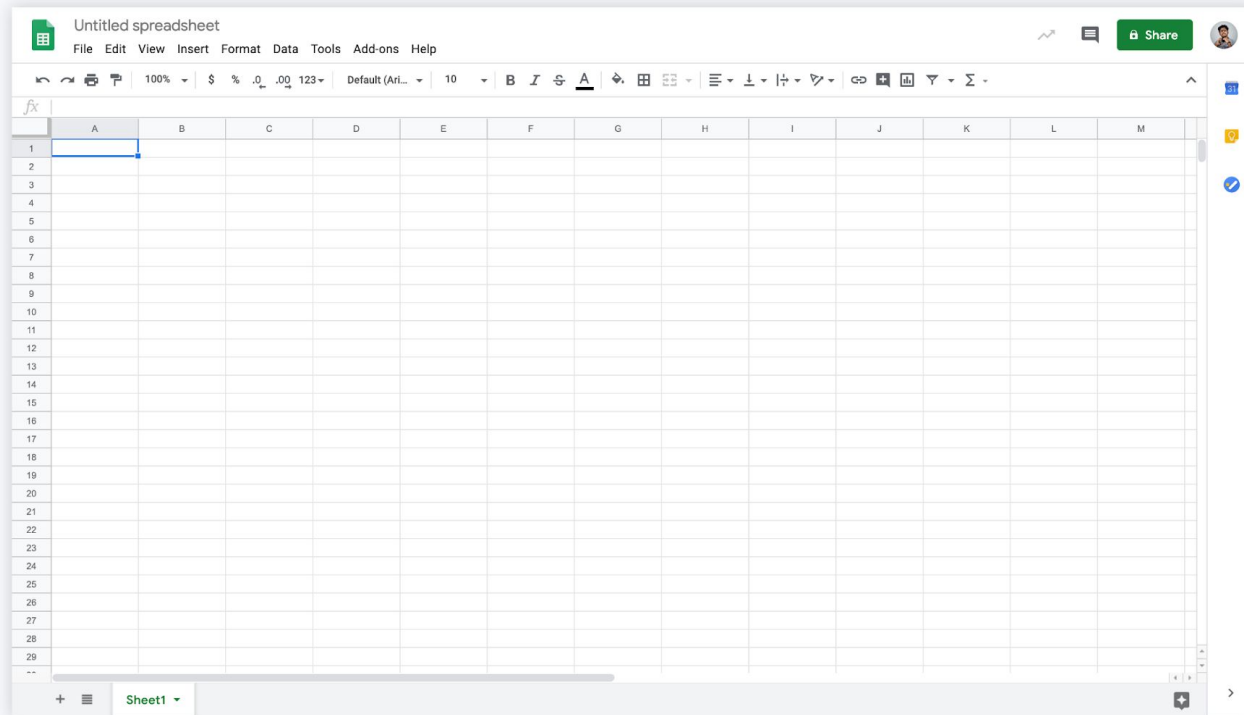
## Screen 1

- Inner screen 1
- Inner screen 2
- Inner screen 3
- Inner screen 4

## Screen 2

- Inner screen 1
- Inner screen 2
- Inner screen 3
- Inner screen 4

Save the question



Thank you